



Alwin Holland Elementary School

Framework for Enhancing Student Learning 2023/2024



Students

224 Amazing Kids - Kindergarten to Grade 6
67 Students (31%) Indigenous Ancestry
20 (10%) ELL Students
30 (15%) Students with Ministry Designations

Communication

Regular Newsletters
Website
Facebook
Monthly PAC Meetings
Fresh Grade
Class Newsletters
Agendas
Phone Calls
Monthly Calendars

Student Opportunities

Sports Teams
Library Club
Leadership
Student Canteen Helpers
Student Lunch Monitors
Office helpers
Beginning Band
Science Fair
Clubs, Math, Science, Art
Lunchtime Activities

Staff

34 Incredible Staff (FT & PT)
10 Classroom Teachers
1 Learning Assistant
1 Full time resource teacher
2 Prep Teachers
1 Teacher-Librarian
13 Educational Assistants
1 Indigenous Youth Care Worker
1 Meals Coordinator
2 Administrators
1 Secretary
2 Custodians

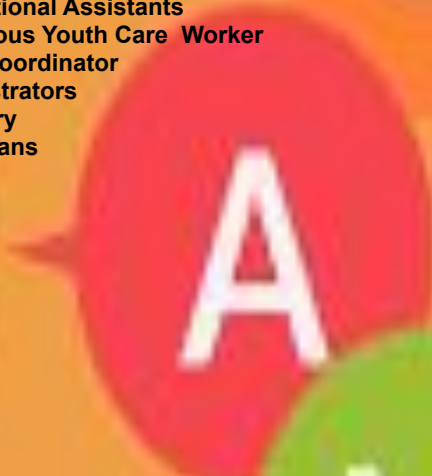
Our Supports

Supportive PAC
Parent/Guardian Volunteers
District Itinerants (Autism, Speech, Vision,
Hearing, PT/OT)
Math & Literacy Coaching
Complex Behaviour Support
Technology Support
Counselling
Before & After School Child Care
Pomeroy Hotel & Conference Centre
Breakfast Club of Canada

Social & School Community Programs

Canteen
Breakfast Program
School Meals
School Culture - Student Leadership
SEL Team
Counselling
Ready, Set, Learn
Welcome to Kindergarten
Buddies
Colour Teams

Together



Everyone

Events

Morning Muffin Meet & Greet
Family Day Breakfast
Monthly Assemblies
Remembrance Day Assembly
Christmas Activities
Dress Up Days
Colour Team Challenges
Cabin Fever Day
Fire Safety Week
Term Celebrations
Terry Fox Run/Fundraiser
Jump Rope for Heart
Food Drives
Talent Show

More

Social/Emotional Goal: Students will feel a sense of belonging, safety and value, and be self-regulated.

Strategies

Counselling
Targeted Classroom Lessons
Office Breaks to Provide Quiet Space

Group Counselling
Clubs
IYCW, YCW Support
After School Support
School Teams
Canteen, Library Lunch Helpers
Self-Regulation Rooms
Art Journaling

Interact with students at the beginning/end of day
Clubs & Intramurals, Tribes
Buddies, Big Big Buddies
School Wide Breakfasts, Muffin Meet & Greet
Christmas Lunch
Christmas Activities (Concerts, Mingle Jingle, Dance)
Class Meetings, Sharing Circles
Playground Ambassadors
Youth Care Worker, Mind Up Lessons
Building Community
Pleasing Physical Environment
Trauma-Informed Practice Training (All Staff)
OT Review of Activities/Function of Self-Reg Rooms (EAs)
Our previews reflect this goal over all subject areas
Our TTOC binders reflect this goal

Rationale/Background

Feeling safe, having a sense of belonging, and being self-regulated contribute to a child who is able to learn. We feel that when students feel safe and have that sense of belonging all of the other goals will also be achievable.

Evidence/Data Collection

School Connectedness Survey - Spring 2022
Students answered with: Rarely, Sometimes, Usually, Consistently

****New survey results coming in winter 2023/24**

Total - average	2021	2022
Happy at School	58%	70%
At least 1 Adult to talk to	62%	94%
Sense of Belonging	55%	75%
Feel Safe	69%	83%

Social/Emotional Goal: Students will feel a sense of belonging, safety and value, and be self-regulated.

Data - the growth

Grade 1	2021	2022
Happy at School	67%	68%
At least 1 Adult to talk to	78%	97%
Sense of Belonging	39%	77%
Feel Safe	44%	77%

Grade 2	2021	2022
Happy at School	52%	84%
At least 1 Adult to talk to	76%	100%
Sense of Belonging	68%	77%
Feel Safe	68%	77%

Grade 3	2021	2022
Happy at School	55%	77%
At least 1 Adult to talk to	73%	100%
Sense of Belonging	55%	82%
Feel Safe	73%	91%

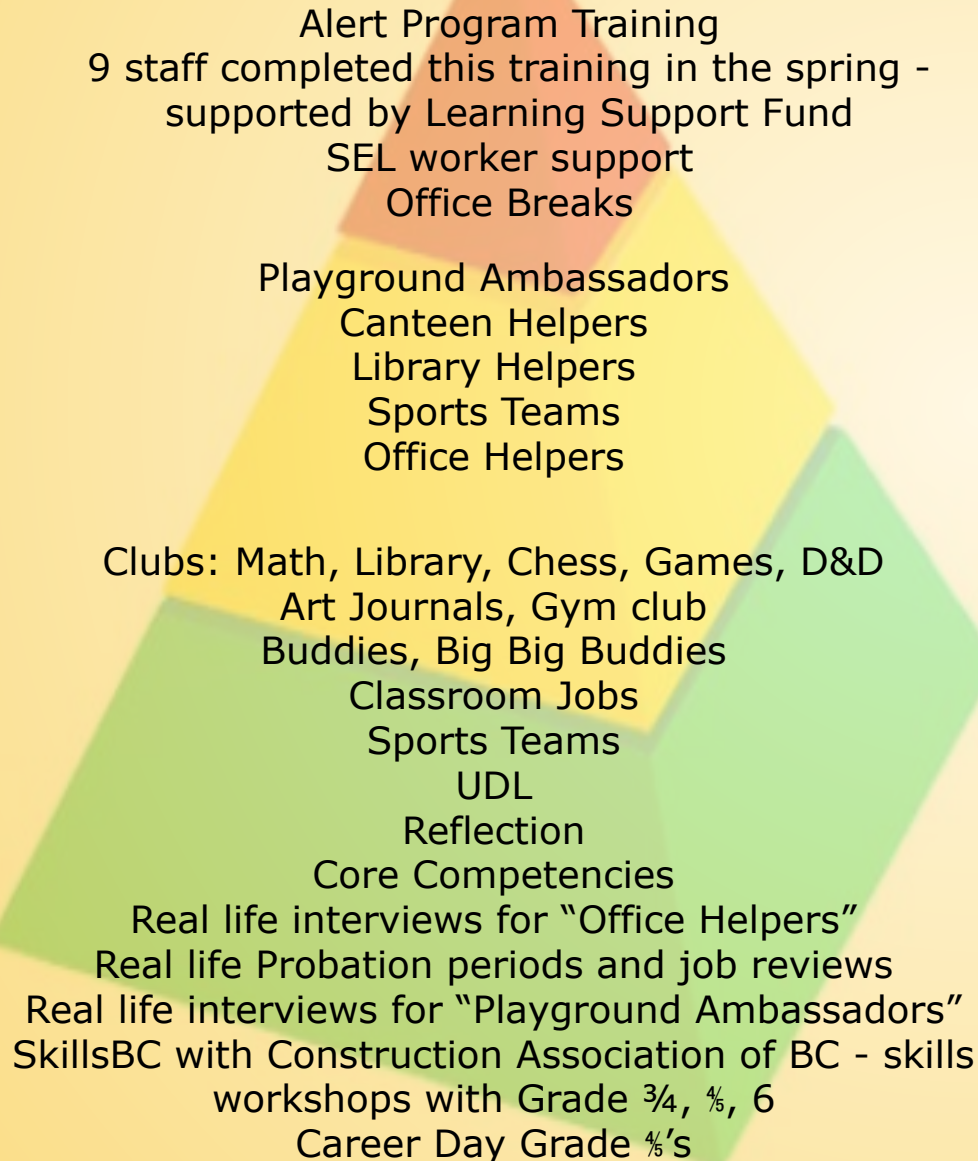
Grade 4	2021	2022
Happy at School	50%	86%
At least 1 Adult to talk to	50%	90%
Sense of Belonging	50%	86%
Feel Safe	68%	90%

Grade 5	2021	2022
Happy at School	62%	58%
At least 1 Adult to talk to	43%	96%
Sense of Belonging	38%	67%
Feel Safe	76%	96%

Grade 6	2021	2022
Happy at School	65%	43%
At least 1 Adult to talk to	50%	76%
Sense of Belonging	85%	67%
Feel Safe	85%	76%

Career/Skills Goal: Students will work towards developing into members of society that are engaged, self-motivated, reflective and courageous when it comes to their learning.

Strategies



Alert Program Training
9 staff completed this training in the spring -
supported by Learning Support Fund
SEL worker support
Office Breaks

Playground Ambassadors
Canteen Helpers
Library Helpers
Sports Teams
Office Helpers

Clubs: Math, Library, Chess, Games, D&D
Art Journals, Gym club
Buddies, Big Big Buddies
Classroom Jobs
Sports Teams
UDL
Reflection
Core Competencies
Real life interviews for "Office Helpers"
Real life Probation periods and job reviews
Real life interviews for "Playground Ambassadors"
SkillsBC with Construction Association of BC - skills
workshops with Grade $\frac{3}{4}$, $\frac{4}{5}$, 6
Career Day Grade $\frac{4}{5}$'s

Rationale/Background

Our Employability Skills data from Spring 2021 indicated concerns with risk-taking, resilience and asking for help. Students need to feel safe in order to take risks and ask for help. A lack of resilience can result in disappoint, behaviour concerns, etc.

Evidence/Data Collection

Employability Skills Data Spring 2022*

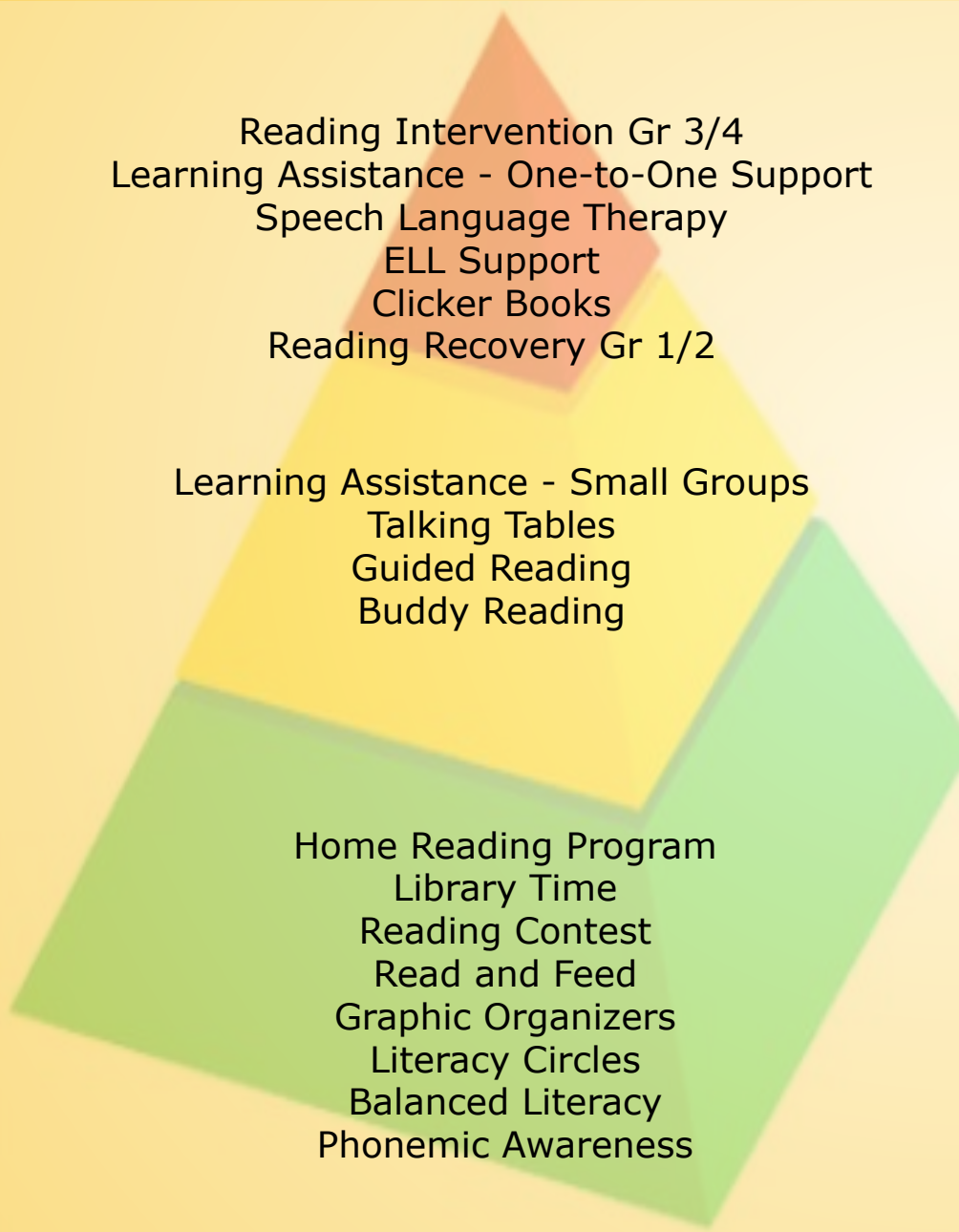
Preparedness, Completion of Assignments, Engagement, Participation, Teamwork, Leadership/Helpfulness, Respect for Others, Following Instructions, Effort, Time Management, Asking for Help, Risk Taking, Resilience

**New survey results coming in the winter of 2023/24

	Risk Taking		Extra Help		Resilience	
	2021	2022	2021	2022	2021	2022
Grade 1	52%	55%	68%	79%	58%	76%
Grade 2	55%	88%	79%	83%	76%	92%
Grade 3	88%	71%	83%	67%	92%	81%
Grade 4	71%	57%	67%	67%	81%	72%
Grade 5	57%	57%	67%	52%	72%	72%
Grade 6	57%	54%	52%	54%	72%	55%

Intellectual Goal - Reading: At Least 80% of Students Will Reading At or Above Grade Level with Fluency and Comprehension

Strategies



Reading Intervention Gr 3/4
Learning Assistance - One-to-One Support
Speech Language Therapy
ELL Support
Clicker Books
Reading Recovery Gr 1/2

Learning Assistance - Small Groups
Talking Tables
Guided Reading
Buddy Reading

Home Reading Program
Library Time
Reading Contest
Read and Feed
Graphic Organizers
Literacy Circles
Balanced Literacy
Phonemic Awareness

Rationale/Background

Reading is a foundational skill that future skills rely on. Various studies indicate that reading ability in primary grades is a predictor of life success.

Evidence/Data Collection

Gr 2 - 63% Meeting or Exceeding
Gr 3 - 87% Meeting or Exceeding
Gr 4 - 57% Meeting or Exceeding *** Area of concern
Gr 5 - 72% Meeting or Exceeding
Gr 6 - 67% Meeting or Exceeding

Discussion

Staff have been communicating concerns with the learning assistant on a regular basis.

Reading Recovery support - all year.
Guiding Reading support - all year.

Parent volunteers to help with Home Reading program.

Learning Support Funds - increase reading intervention teacher.

Intellectual Goal - Writing: At Least 80% of Students Will Meeting Grade Level or IEP Expectations in Writing.

Strategies

ELL Support
Learning Assistance - One-to-One
Clicker
Expanding Expression Tool
EA Scribes
Speech-to-Text

Speech-to-Text
Individual Word Lists
iPads
Computers
CWT

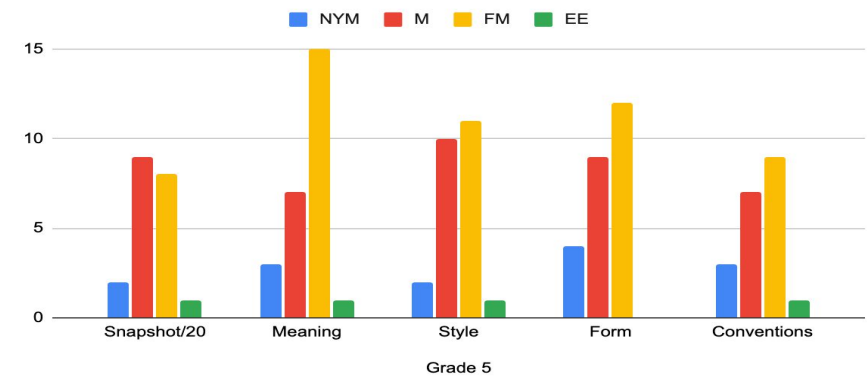
Literacy Centers
Graphic Organizers
Peer Editing
Choice
iPads
Spelling Dictionaries
Balanced Literacy
Role Plays, Dramatic Play, Clear Criteria

Rationale/Background

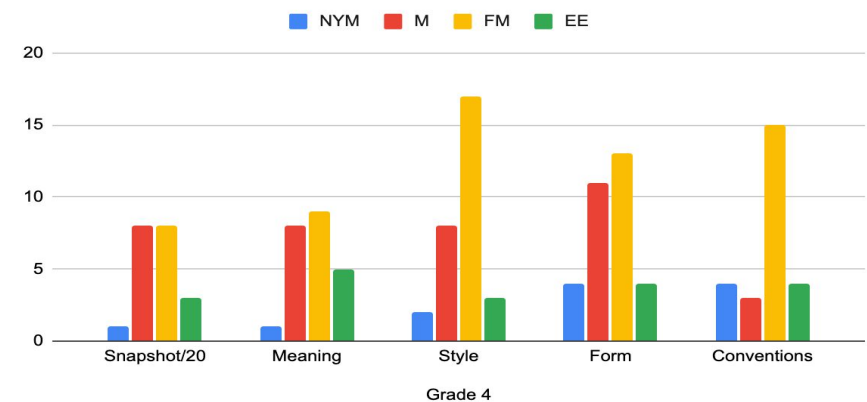
Writing is a necessary skill for life.

Evidence/Data Collection June 2023

Personal Writing Quick Scale Grade 5



Personal Writing Quick Scale Grade 4



Intellectual Goal - Numeracy: 80% of students will demonstrate age-appropriate Number Sense at a proficient or extending level.

Strategies

Scribe
Reader
Touch Math

Differentiated Word Problems
Learning Assistance Support Groups
Small Group Work
Multiplication Tables
District Math Support
Mathletics

Basic Facts, MAP
Daily Mental Math Routines
UDL, Manipulatives
Number Talks
Calculators, 100s Chart
Interactive Journals, Play, Centers
Mathletics, IXL
Mathology (training fall of 2023)
Building Fact Fluency
(training fall of 2023)

Rationale/Background

Problem solving involves multiple skills--reading, recognizing key information, choosing appropriate strategies, making/ following/adapting a plan, estimating, checking for accuracy, and using math facts.

Evidence/Data Collection

Numeracy Primary Data

June 2022 76% 3 or 4 – June 2023 67% at Prof or Ext, 95% Dev,Pro,Ext

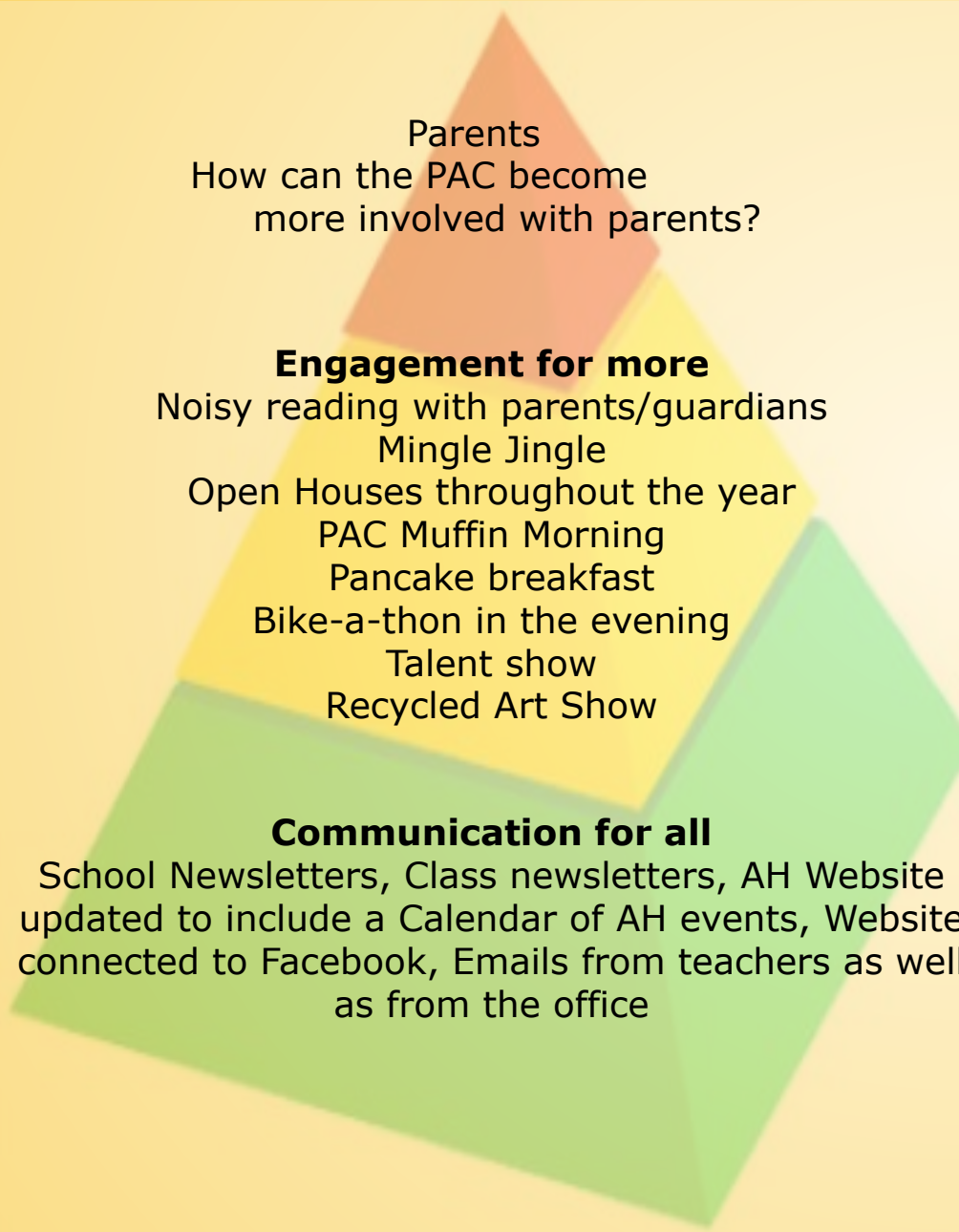
	1	Emer	2	Devel	3	Pro	4	Ext
Kindergarten	1	1	7	6	24	12	2	0
Grade 1	1	0	11	3	19	6	4	2
Grade 2	2	2	6	8	21	15	3	2
Grade 3	0	1	2	6	21	17	0	2

MAP Intermediate Data

	Communicating & Representing			Understanding & Solving			Connecting & Reflecting			Reasoning & Analyzing		
	Fall 2021	Fall 2022	Spr 2023	Fall 2021	Fall 2022	Spr 2023	Fall 2021	Fall 2022	Spr 2023	Fall 2021	Fall 2022	Spr 2023
Meets/Exceeds Grade 5	86%	87%	56%	100%	65%	50%	100	83%	58%	71%	73%	54%
Meets/Exceeds Grade 6	94%	91%	70%	88%	85%	83%	88%	52%	83%	75%	62%	75%

Parent Engagement:
**Our goal is to continue to increase engaging with parents
in a variety of ways throughout the school year.**

Strategies



Parents
How can the PAC become
more involved with parents?

Engagement for more

Noisy reading with parents/guardians
Mingle Jingle
Open Houses throughout the year
PAC Muffin Morning
Pancake breakfast
Bike-a-thon in the evening
Talent show
Recycled Art Show

Communication for all

School Newsletters, Class newsletters, AH Website
updated to include a Calendar of AH events, Website
connected to Facebook, Emails from teachers as well
as from the office

Rationale/Background

As we move forward from the pandemic how engaged are our families? With our school community? With their child/ren's classes? With many different areas in the school? We know that engaging parents in a variety of ways in their children's education is beneficial to all.

Evidence/Data Collection

Each staff meeting last year we looked at ways to measure family engagement. We put together an online survey of 4 questions. First PAC meeting 2023 had 13 participants, last year average was 4.

Discussion

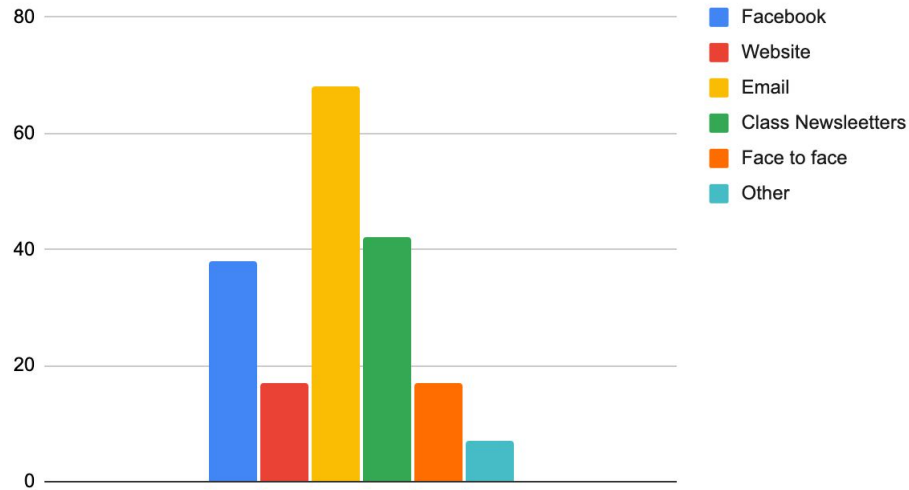
We are looking for questions that try to not assume engagement or assume certain reasons for not engaging.

June 2023 - we had 35 online surveys completed

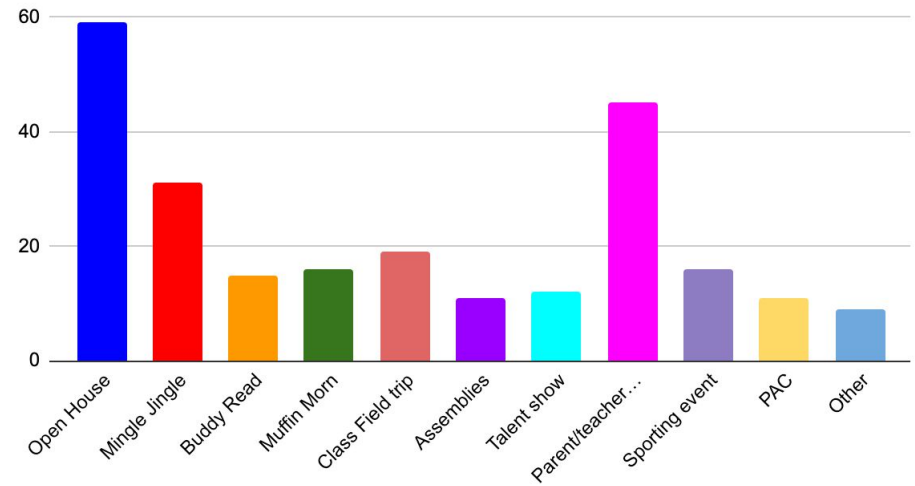
September 2023 - we had an additional 43 paper copies surveys completed

Parent Survey results

#1 How do you keep informed?



#2 What activities have you been able to join?



4 When works best for you to join an activity?

